



District Report Card: 2017


State: Chhattisgarh	District: Balrampur
Class: 8	Subject: Language
Schools: 45	Students: 1171


Participation/Coverage


Students

<div>GENDER</div> <div></div>	Boys		Girls	
	Number	%	Number	%
	541	46.20	630	53.80

<div>AREA</div> <div></div>	Rural		Urban	
	Number	%	Number	%
	1114	95.13	57	4.87

<div>CATEGORY</div> <div></div>	SC		ST		OBC		GEN	
	Number	%	Number	%	Number	%	Number	%
	88	7.51	733	62.60	285	24.34	65	5.55

<div>CWSN</div> <div></div>	LD	VI	HI	S&LD	ID	Oth
	1	0	0	0	0	26

<div>Management</div> <div></div>	Government		Government-aided	
	Number	%	Number	%
	1111	94.88	60	5.12

Average Performance of Students in Language (%)

Overall	Gender		Area		Management		Social Group			
	Male	Female	Rural	Urban	Govt.	Aided	SC	ST	OBC	GEN
61.22	62.95	59.75	61.32	59.42	61.39	58.22	57.50	59.21	66.27	66.87

Performance on Learning Outcomes (LOs)

Learning Outcomes	Description	Average Performance(%)
L813	Read textual/non-textual materials with comprehension and identifies the details, characters, main idea and sequence of ideas and events while reading	61.22

Range of Performance of Students who Answered Correctly							
Below 30%		30% - 50%		50% - 75%		Above 75%	
Number	%	Number	%	Number	%	Number	%
158	13.49	228	19.47	406	34.67	379	32.37

Lowest Performing Learning Outcomes (LOs)

1 - Read textual/non-textual materials with comprehension and identifies the details, characters, main idea and sequence of ideas and events while reading (61.22)